

Scaled data based on original data using
LM-79-08 Approved Method: Electrical and Photometric Measurements of Solid-
State Lighting Products

Test Report Prepared for
Cooper Lighting Solutions
(formerly Eaton)

Brand: McGRAW-EDISON

Report Number: P382898

Luminaire Tested: **GLEON-SA2C-735-U-T3-HSS**

Issue Date: 3/3/2020

Test Information

Test Method: LM-79-08
Report Number: P382898
TEST IS SCALED FROM IESNA LM-79-08 TEST DATA (G2-1903-205-15)
Test Lab: INNOVATION CENTER
Issue Date: 3/3/2020
Manufacturer: COOPER LIGHTING SOLUTIONS (FORMERLY EATON)
Product Line: McGRAW-EDISON
Catalog Number: GLEON-SA2C-735-U-T3-HSS
Description: GALLEON AREA AND ROADWAY LUMINAIRE
(2) 70 CRI, 3500K, 1050mA LIGHTSQUARES WITH 16 LEDS EACH AND TYPE III
OPTICS WITH HOUSE SIDE SHIELD
Light Source: -
Ballast/Driver: ELECTRONIC DRIVER

Summary

Lumens per Lamp: N/A
Luminaire Lumens: 9824.1 lumens
Efficiency: N/A
Efficacy: 86.9 lumens/watt
Luminous Opening: Rectangular (W 0.5' x L: 1' x H: 0')
IES Classification: Type III - Short
BUG Rating: B1 - U0 - G2

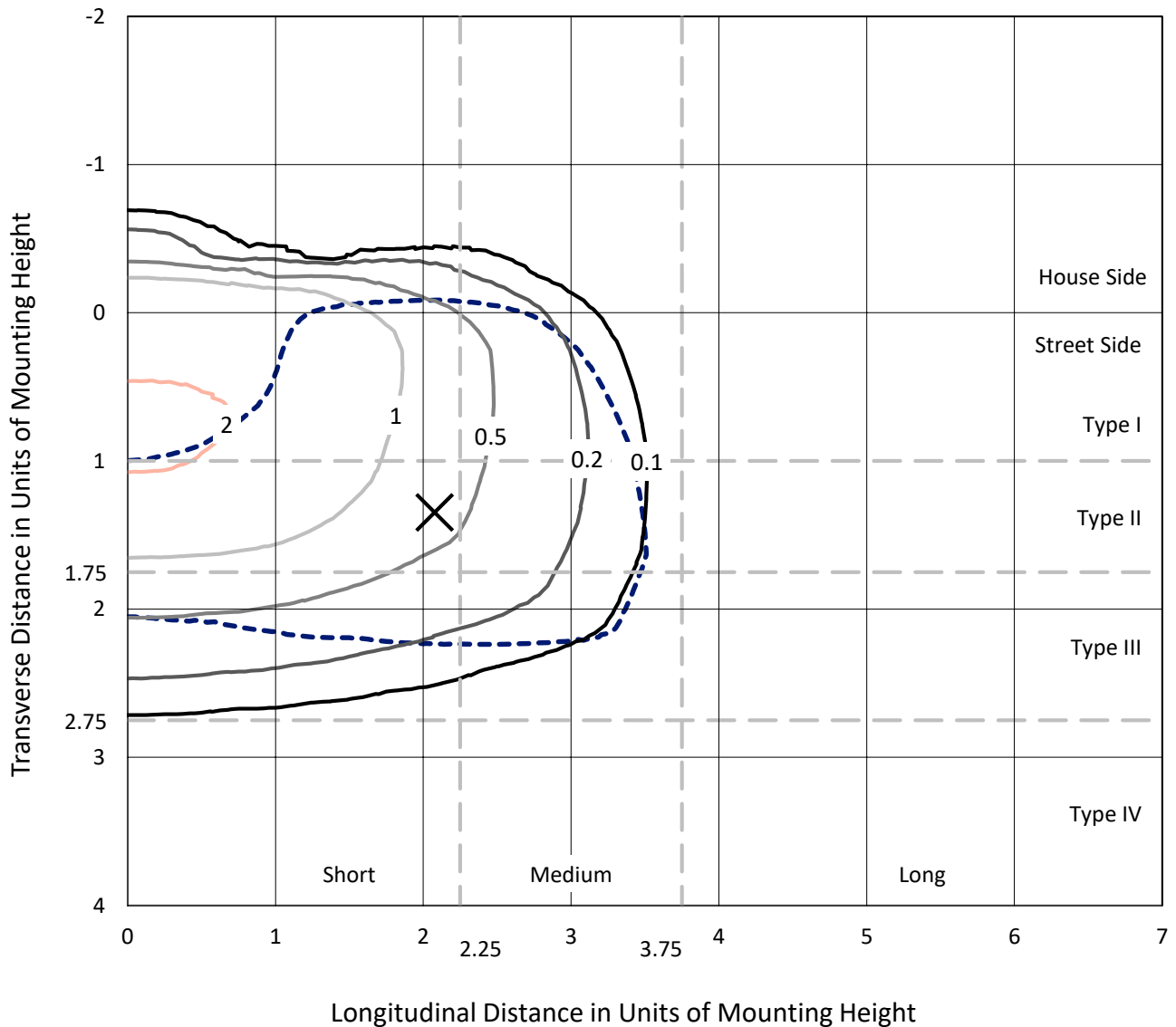
Input Watts (W): 113
Input Voltage (V): NR
Input Current (Ain): NR
Voltage Rise (V): NR
Power Factor: NR
Total Harmonic Distortion (THDi): NR
Frequency (hertz): 60
Stabilization Time: NR
Operation Time: NR
Ambient Temperature (°C): NR
Test Distance: 24 FT



REPORT NUMBER: P382898
 CATALOG NUMBER: GLEON-SA2C-735-U-T3-HSS

Iso-Footcandle Lines of Horizontal Illumination

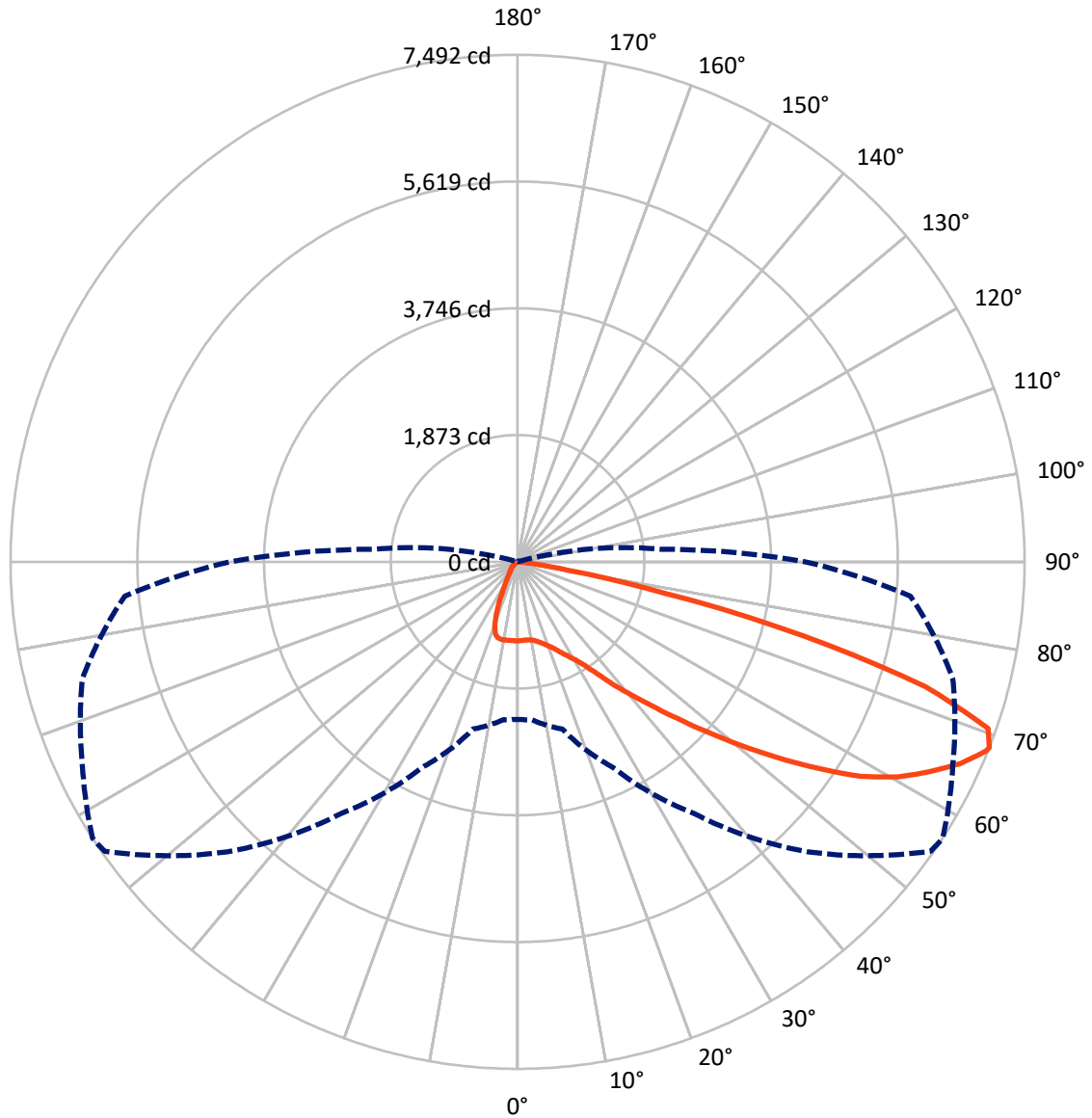
✕ Max cd
 - - - 1/2 Max cd



Based on 25 foot mounting height. Maximum calculated value = 2.4 fc
 Type III - Short - N/A

REPORT NUMBER: P382898
CATALOG NUMBER: GLEON-SA2C-735-U-T3-HSS

Luminous Intensity Polar Plot



— Vertical Plane Through 57-Deg Lateral - - - Horizontal Cone Through 68-Deg Vertical

REPORT NUMBER: P382898
 CATALOG NUMBER: GLEON-SA2C-735-U-T3-HSS

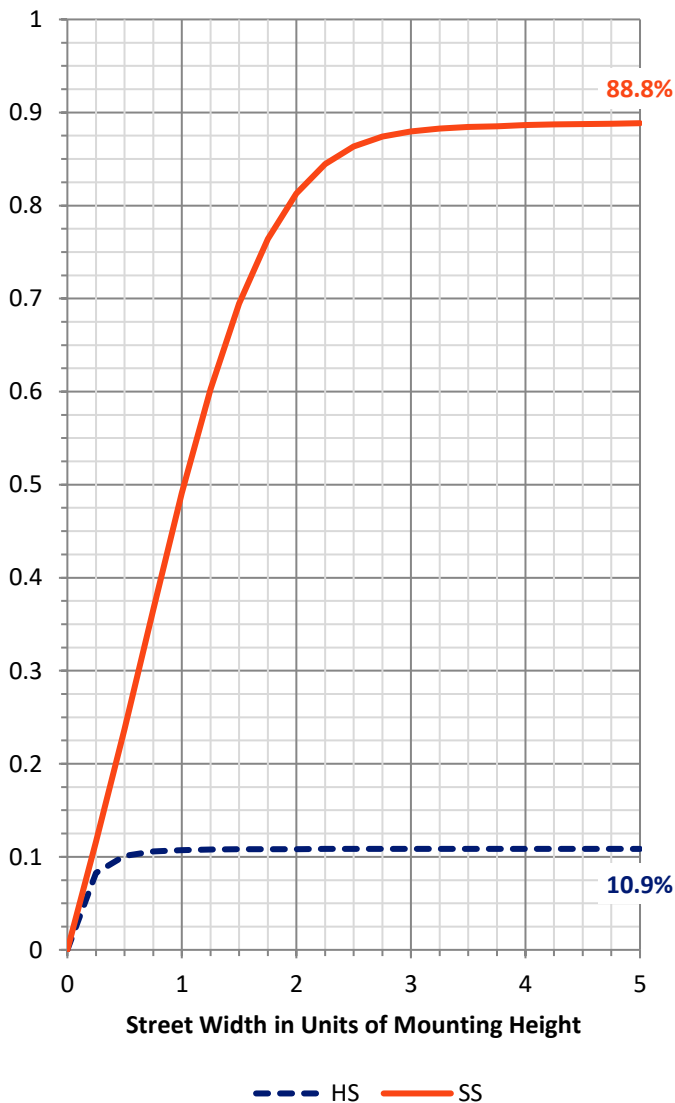
FLUX DISTRIBUTION:

		Downward	Upward	Total
House Side	Lumens	1077.3	0.0	1077.3
	% Fixture	11.0	0.0	11.0
Street Side	Lumens	8746.8	0.0	8746.8
	% Fixture	89.0	0.0	89.0
Total	Lumens	9824.1	0.0	9824.1
	% Fixture	100.0	0.0	100.0

ZONAL LUMENS:

Zone	Lumens	% Fixture
0°-10°	109.2	1.1
10°-20°	302.7	3.1
20°-30°	522.2	5.3
30°-40°	901.4	9.2
40°-50°	1541.8	15.7
50°-60°	2466.7	25.1
60°-70°	2850.1	29.0
70°-80°	1089.1	11.1
80°-90°	40.8	0.4
90°-100°	0.0	0.0
100°-110°	0.0	0.0
110°-120°	0.0	0.0
120°-130°	0.0	0.0
130°-140°	0.0	0.0
140°-150°	0.0	0.0
150°-160°	0.0	0.0
160°-170°	0.0	0.0
170°-180°	0.0	0.0
0°-90°	9824.1	100.0
0°-180°	9824.1	100.0

Coefficient of Utilization

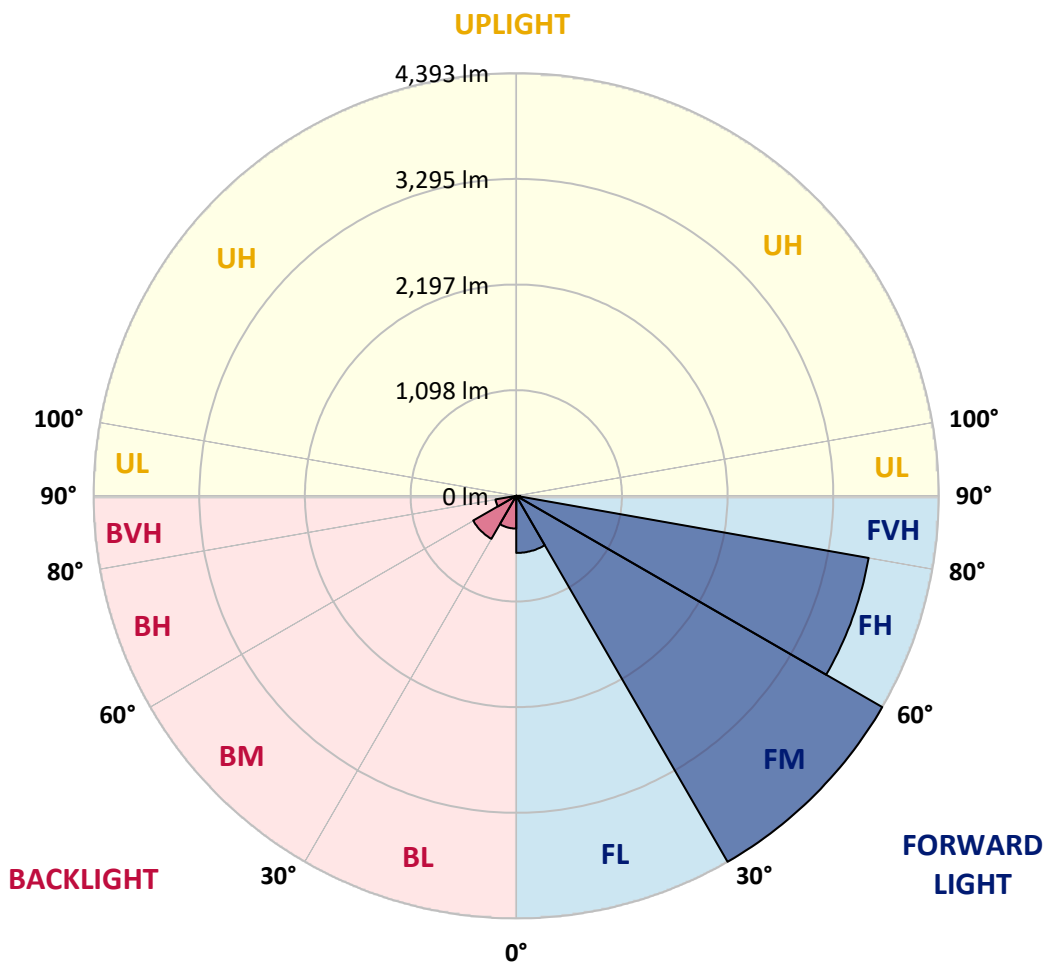


REPORT NUMBER: P382898
 CATALOG NUMBER: GLEON-SA2C-735-U-T3-HSS

LUMINAIRE CLASSIFICATION SYSTEM LUMEN TABLE AND BUG RATING:

Zone	Lumens	% Fixture	Zone Rating/Lumen Limit		
			B	U	G
FL (0°-30°)	593.8	6.0			
FM (30°-60°)	4393.3	44.7			
FH (60°-80°)	3719.7	37.9			G2/5000
FVH (80°-90°)	40.1	0.4			G1/100
BL (0°-30°)	340.5	3.5	B1/500		
BM (30°-60°)	516.7	5.3	B1/1000		
BH (60°-80°)	219.4	2.2	B1/500		G1/500
BVH (80°-90°)	0.7	0.0			G0/10
UL (90°-100°)	0.0	0.0		U0/0	
UH (100°-180°)	0.0	0.0		U0/0	

BUG Rating: B1-U0-G2
 Type III Short





REPORT NUMBER: P382898

CATALOG NUMBER: GLEON-SA2C-735-U-T3-HSS

CANDELA DISTRIBUTION (FULL):

	0°	5°	15°	25°	35°	45°	55°	57°	65°	75°	85°
0°	1167.3	1167.3	1167.3	1167.3	1167.3	1167.3	1167.3	1167.3	1167.3	1167.3	1167.3
2.5°	1139.9	1145.1	1148.8	1151.1	1153.9	1160.0	1161.8	1164.6	1165.9	1165.9	1169.2
5°	1094.9	1100.4	1108.4	1114.9	1127.9	1144.6	1156.7	1161.4	1169.7	1177.1	1181.3
7.5°	1053.1	1059.6	1068.9	1084.2	1106.5	1133.4	1158.6	1165.0	1181.3	1197.1	1205.0
10°	1026.1	1031.2	1043.3	1065.1	1094.5	1132.0	1167.3	1175.2	1203.1	1229.6	1244.5
12.5°	1016.9	1021.5	1034.0	1058.7	1094.9	1139.0	1187.8	1199.5	1240.3	1278.8	1299.8
15°	1030.3	1031.2	1044.7	1067.9	1103.7	1156.2	1221.7	1235.6	1287.2	1337.4	1363.4
17.5°	1082.4	1078.2	1085.2	1095.3	1123.7	1179.0	1257.5	1278.4	1347.1	1406.2	1430.8
20°	1212.4	1212.4	1196.7	1168.7	1169.2	1214.3	1305.8	1329.5	1413.5	1481.8	1504.2
22.5°	1435.0	1430.8	1399.2	1330.9	1268.2	1275.1	1364.8	1395.5	1493.5	1566.4	1573.8
25°	1702.5	1697.4	1648.7	1552.4	1443.7	1373.6	1444.6	1479.9	1588.7	1653.2	1637.9
27.5°	1985.9	1981.7	1933.3	1814.0	1659.3	1530.6	1539.9	1573.4	1685.8	1749.4	1700.6
30°	2260.4	2261.8	2213.9	2091.3	1916.2	1730.8	1660.7	1680.2	1780.1	1844.7	1775.0
32.5°	2521.4	2523.3	2482.0	2345.0	2181.4	1963.6	1827.9	1822.9	1889.7	1953.4	1873.4
35°	2754.2	2758.9	2730.5	2624.2	2450.9	2222.8	2044.8	2032.8	2045.3	2117.3	2024.4
37.5°	2978.5	2981.3	2960.0	2870.3	2725.4	2507.5	2318.9	2301.8	2274.8	2330.1	2223.7
40°	3224.3	3217.3	3192.7	3111.5	2986.9	2822.0	2613.5	2583.7	2536.8	2586.1	2485.7
42.5°	3452.9	3445.0	3449.1	3357.1	3252.1	3145.4	2956.7	2905.6	2878.2	2934.9	2807.1
45°	3738.5	3734.4	3748.3	3668.4	3583.4	3505.8	3350.2	3294.4	3282.4	3348.8	3196.0
47.5°	4020.5	4030.7	4073.9	4040.0	4005.7	3937.4	3766.9	3741.7	3749.2	3829.6	3606.1
50°	4255.6	4267.6	4386.1	4425.1	4474.8	4434.8	4263.9	4248.6	4277.9	4350.3	4047.5
52.5°	4425.6	4450.2	4597.5	4777.3	4958.3	4985.4	4814.9	4800.9	4840.4	4851.5	4388.4
55°	4543.5	4565.4	4732.2	5061.0	5429.9	5546.1	5440.1	5386.2	5378.8	5268.6	4747.0
57.5°	4564.5	4562.2	4801.8	5244.5	5799.6	6099.3	6032.4	5979.4	5827.0	5654.2	5158.2
60°	4446.5	4460.0	4738.2	5308.1	6032.0	6517.9	6522.9	6454.1	6216.8	6029.2	5556.7
62.5°	4083.3	4138.0	4419.1	5141.4	6029.2	6686.5	6882.5	6830.0	6546.2	6336.2	5960.9
65°	3494.2	3513.7	3781.7	4570.1	5621.7	6615.9	7206.3	7186.7	6843.0	6634.4	6168.5
67.5°	2551.7	2509.4	2790.9	3598.8	4759.6	6204.3	7438.5	7463.1	7072.0	6695.7	5947.4
68°	2328.7	2341.3	2560.5	3358.5	4533.8	6058.9	7453.9	7491.5	7094.8	6655.8	5826.6
70°	1388.0	1412.1	1607.8	2312.4	3449.1	5236.1	7288.4	7374.4	6959.1	6243.7	5039.7
72.5°	354.5	383.2	568.2	1034.9	1970.0	3689.3	6152.7	6298.1	6042.1	5065.2	3402.2
75°	145.9	153.3	203.0	340.9	734.0	1662.1	4055.3	4366.5	4188.7	3032.5	1537.6
77.5°	100.8	105.9	130.5	189.1	317.8	563.5	1988.2	2213.0	1993.8	1034.9	335.4
80°	72.5	76.7	93.3	125.9	182.6	201.1	648.0	749.2	595.1	227.1	83.2
82.5°	43.2	46.5	69.7	89.6	111.0	96.1	161.2	183.0	172.3	112.9	37.2
85°	21.3	25.1	46.9	64.1	59.9	40.4	49.3	54.8	67.8	68.7	19.9
87.5°	1.4	2.8	27.4	38.6	16.8	9.3	14.4	17.6	24.1	33.9	8.4
90°	0.0	0.0	0.0	0.0	0.0	0.0	0.0	0.0	0.0	0.0	0.0



REPORT NUMBER: P382898

CATALOG NUMBER: GLEON-SA2C-735-U-T3-HSS

CANDELA DISTRIBUTION (continued):

	90°	95°	105°	115°	125°	135°	145°	155°	165°	175°	180°
0°	1167.3	1167.3	1167.3	1167.3	1167.3	1167.3	1167.3	1167.3	1167.3	1167.3	1167.3
2.5°	1170.6	1171.0	1167.8	1166.4	1167.3	1161.8	1159.5	1160.4	1160.4	1161.8	1159.5
5°	1182.2	1182.2	1176.6	1169.2	1165.0	1154.4	1147.4	1145.5	1144.1	1143.2	1141.3
7.5°	1207.3	1204.5	1194.8	1178.5	1164.6	1141.3	1123.7	1114.4	1109.8	1107.9	1106.5
10°	1247.7	1242.6	1226.4	1196.2	1164.2	1122.8	1084.2	1056.8	1034.0	1024.8	1019.2
12.5°	1302.1	1294.7	1267.3	1217.1	1160.9	1084.7	1001.0	920.7	845.9	815.3	799.9
15°	1364.8	1354.1	1310.9	1234.7	1141.8	998.7	817.2	676.4	572.8	533.8	517.0
17.5°	1428.4	1414.5	1349.0	1245.9	1084.7	820.8	573.3	433.0	363.8	345.1	338.6
20°	1492.5	1472.1	1382.0	1237.5	955.6	591.8	378.1	316.4	296.3	290.8	289.0
22.5°	1553.4	1521.8	1411.7	1205.0	756.7	397.2	299.1	279.7	273.1	269.9	268.9
25°	1606.4	1562.2	1437.8	1104.6	535.6	300.1	269.4	262.9	254.6	248.5	249.0
27.5°	1656.0	1602.6	1453.5	939.3	357.2	256.5	249.5	240.6	225.3	216.5	216.5
30°	1716.0	1656.5	1465.1	722.8	262.9	226.6	221.1	207.6	186.8	175.1	175.1
32.5°	1806.1	1738.3	1457.7	507.2	217.9	199.3	186.3	167.7	144.9	133.8	133.3
35°	1944.0	1864.6	1404.8	332.6	192.3	173.3	152.4	129.6	109.6	100.3	99.9
37.5°	2129.9	2033.8	1285.8	237.8	172.3	149.1	124.0	98.9	84.1	78.1	77.6
40°	2371.0	2230.2	1115.8	192.7	153.8	125.9	95.7	76.7	66.4	61.8	62.2
42.5°	2660.3	2440.7	911.9	166.3	135.6	103.6	74.8	60.4	53.8	50.7	49.7
45°	2981.8	2648.3	698.2	148.2	117.6	83.7	58.5	47.9	42.8	40.9	40.9
47.5°	3335.3	2850.3	511.0	132.4	98.0	64.6	46.9	39.0	34.8	33.4	33.0
50°	3656.3	2990.6	368.3	115.7	80.4	51.1	38.1	32.5	29.7	27.9	27.9
52.5°	3923.9	3034.8	271.3	97.5	65.0	40.9	31.6	27.9	25.1	23.7	23.7
55°	4159.4	3016.6	201.6	80.4	52.4	33.4	26.9	23.7	21.3	19.9	19.9
57.5°	4385.2	2958.1	150.5	65.5	42.3	26.9	22.7	19.9	17.6	16.8	16.8
60°	4569.6	2860.6	112.0	52.9	33.9	21.8	19.0	16.3	14.4	13.0	13.0
62.5°	4719.1	2752.8	82.3	43.7	26.9	17.2	14.9	13.5	10.7	9.3	9.3
65°	4720.1	2574.0	61.8	36.2	20.9	13.5	11.2	10.7	7.0	5.6	5.1
67.5°	4378.6	2219.0	47.4	31.1	16.3	10.2	8.4	8.8	3.7	2.3	1.9
68°	4254.7	2129.0	44.6	30.6	15.4	9.8	7.9	8.8	3.3	1.9	1.4
70°	3587.1	1693.6	35.8	29.7	13.5	7.5	6.5	8.8	2.8	1.4	0.9
72.5°	2294.3	983.0	26.5	23.7	10.2	5.6	4.2	7.9	2.8	0.9	0.5
75°	976.4	304.7	18.1	16.8	6.1	4.2	2.8	5.1	1.9	0.5	0.0
77.5°	205.8	68.7	10.7	10.2	4.2	2.8	1.9	1.4	0.5	0.0	0.0
80°	52.9	19.9	5.6	5.1	2.3	1.4	0.9	0.0	0.0	0.0	0.0
82.5°	16.8	7.9	3.3	2.3	0.9	0.0	0.0	0.0	0.0	0.0	0.0
85°	8.4	4.7	1.9	0.9	0.0	0.0	0.0	0.0	0.0	0.0	0.0
87.5°	4.7	1.4	0.5	0.0	0.0	0.0	0.0	0.0	0.0	0.0	0.0
90°	0.0	0.0	0.0	0.0	0.0	0.0	0.0	0.0	0.0	0.0	0.0

(END OF REPORT)